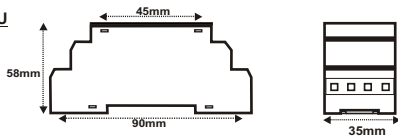
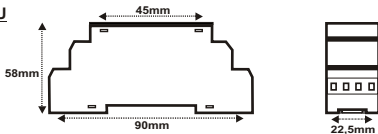


Dimensions

KYU



SYU

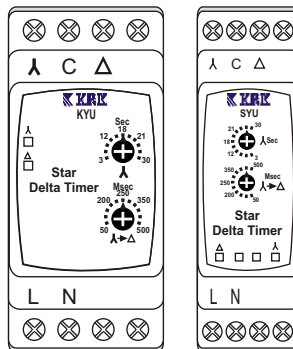


KRK[®]

29001
9001.2008

STAR-DELTA DEVICE

KYU
SYU



User Guide

UG-18/REV 01

General Specifications

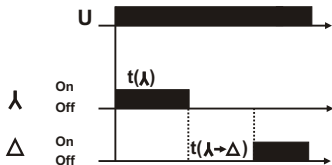
When supply is connected to L and N " " led is on and "C" is close contact with " ". Device remains this position till " " is passed "C" is open contact during " " time period. After " " is passed "C" is connected to the " " and " " led is on. Device remains this position till supply is disconnected.

1- Time Adjustment : It adjusts star working time that is between 3sec to 30sec.

2- Time Adjustment : It adjusts star-delta transfer time that is between 50msec to 500msec.

Function Schemes

U : Supply Voltage
 $t(\lambda)$: Star working time
 $t(\lambda \rightarrow \Delta)$: Star-delta transfer time
 λ : Star connection
 Δ : Delta connection



Relay Contacts: Common in C λ 1. Relay
 Δ 2. Relay

Supply Voltage	: 220 Vac \pm %20, 50/60 Hz (L - N)
Star Working Time	: 3sec...30sec
Star-Delta Transfer Time	: 50msec...500msec
Power Consumption	: < 7VA
Ambient Temperature	: -5...+55 °C
Contact Type	: 2 NO, Relay, 10A / 250 Vac(Omron)
Electrical Connector	: SYU : PCB Connectors (2,5 mm ²) KYU : Rising Clamp
Connection	: Vertical inside panel or DIN 35 rail
Weight	: SYU : 0,09 kg KYU : 0,18 kg

Connection Schemes

